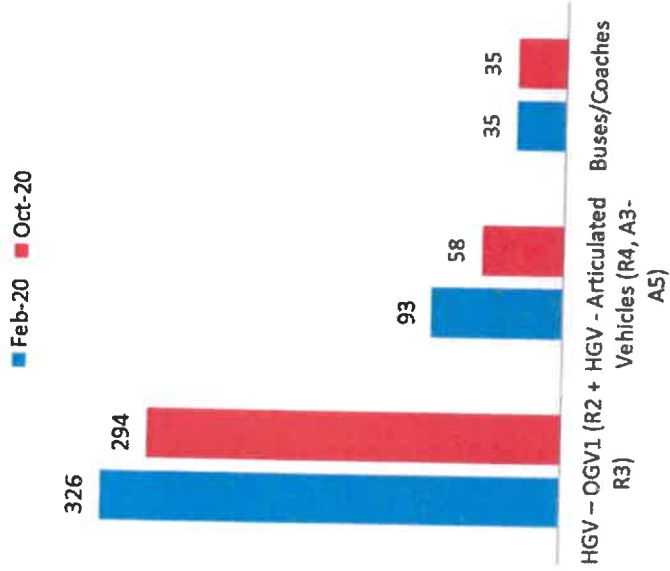
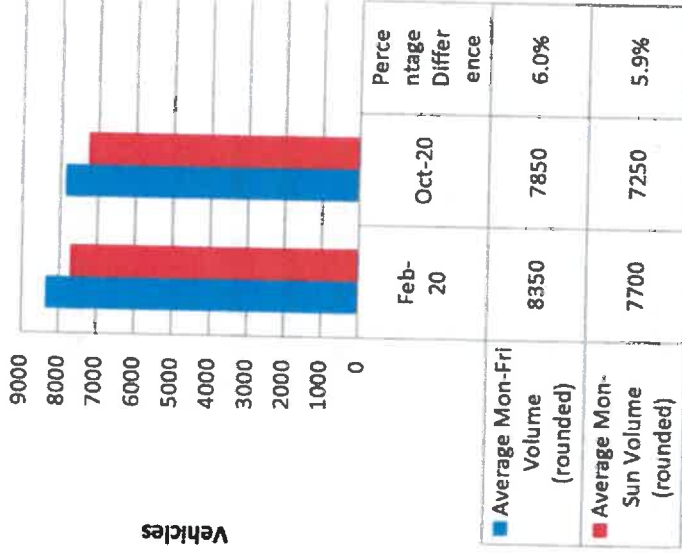


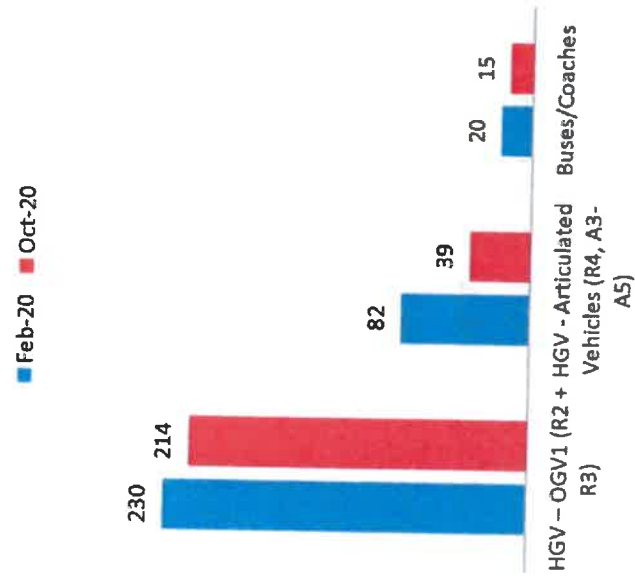
A436 Oddington Rd - HGV Volume Split



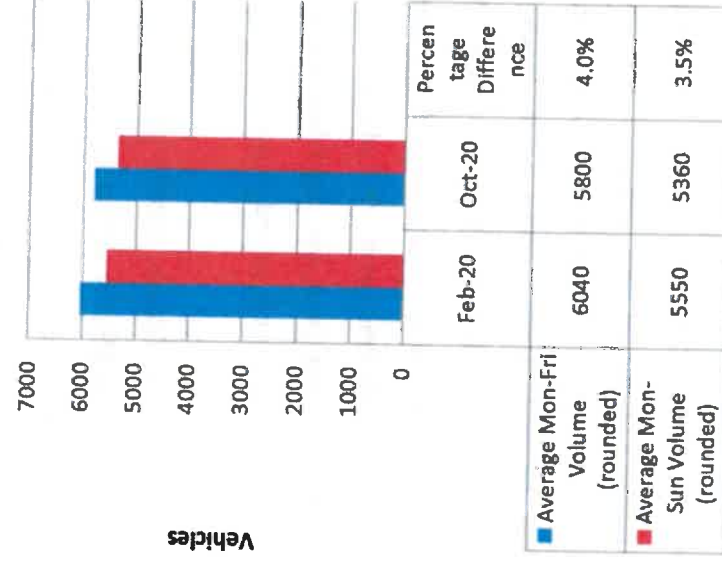
A436 Oddington Rd - Daily Average Flows



A436 Lower Oddington - HGV Volume Split



A436 Lower Oddington - Daily Average Flows



A436 Oddington Road, Stow-on-the-Wold	February 2020	October 2020
Key:		
R2 = Rigid 2 Axles		
R3 = Rigid 3 Axles		
R4 = Rigid 4 Axles		
A3 = Articulated 3 Axles		
A4 = Articulated 4 Axles		
A5 = Articulated 5 Axles		
Average Mon-Fri Volume (rounded)	Combined 8350	Combined 7850
Average Mon-Sun Volume (rounded)	W/b 4150 E/b 3900	W/b 3900 E/b 3650
HGV - OGV1 (R2 + R3)	W/b 69 E/b 157	W/b 149 E/b 146
HGV - Articulated Vehicles (R4, A3-A5)	W/b 36 E/b 43	W/b 30 E/b 28
Buses/Coaches	W/b 3 E/b 16	W/b 20 E/b 15
% HGV (Rigid and artic)	W/b 5.7% E/b 5.2% Combined 5.4%	W/b 5.0% E/b 4.7% Combined 4.9%

A436 Lower Oddington	February 2020	October 2020
Average Mon-Fri Volume (rounded)	Combined 6040	Combined 5800
Average Mon-Sun Volume (rounded)	W/b 3020 E/b 2800	W/b 2880 E/b 2720
HGV - OGV1 (R2 + R3)	W/b 116 E/b 114	W/b 108 E/b 105
HGV - Articulated Vehicles (R4, A3-A5)	W/b 42 E/b 40	W/b 19 E/b 20
Buses/Coaches	W/b 10 E/b 10	W/b 8 E/b 7
% HGV (Rigid and artic)	W/b 5.7% E/b 5.5% Combined 5.6%	W/b 4.9% E/b 4.6% Combined 4.7%

